



OCHSENKOPF
BY GEDORE

**A FORCE
OF NATURE
SINCE 1781.**



GERMANY'S OLDEST AXE FORGE

Precision work with quality guaranteed

OCHSENKOPF stands for perfection and safety in forestry and carpentry tools. Since the Fahlefeld Bros. established the firm in 1781, the best steel with the best cut has been forged to a maximum quality in the Remscheid factory. An OCHSENKOPF axe stands for top-grade craftsmanship. It is still the pride of the traditional tool industry in "Bergisches Land". A brand like a myth.

Axe-making has been developed over time into a highly modern industrial undertaking. Quality and service have top priority. Growing experience and technical progress have been valuable aids in continuous improvement of the tools over time. Symbolising this are innovative products such as our forestry tools with the ROTBAND-PLUS-SYSTEM.

Moreover, top quality is attested to our tools by the FPA test symbol (KWF-Profi, KWF Standard) and the VPA test symbol (GS VPA).

The OCHSENKOPF brand was incorporated into the GEDORE Group in 2004. Since then the expertise and engineering knowledge of GEDORE Werkzeugfabrik GmbH & Co. KG have enabled the high-grade forestry tools to be guaranteed.

So much more could be said about the brand considered by professionals to be the be-all and end-all. But basically you have to experience OCHSENKOPF. When working with wood. In the dark, deep forest.

EXCELLENT QUALITY



Whether it's for the professional or the individual: OCHSENKOPF axes can always be relied upon.

Ideal for de-branching and felling



The 3-way safety wedging ensures optimum protection and guarantees a secure hold

Ergonomically formed handle of high-grade hickory. Extremely rigid and break-proof.

The uniformly thin blade is hardened virtually up to the eye. As a result, the cutting edge retains its sharpness longer.

Only the best raw materials

OCHSENKOPF tools are preferably manufactured of C60 steel. One of its features is its incredible toughness, which guarantees long tool life.

Only high-quality wood is used in tool shaft production. Hickory is a high-grade and extremely break-proof wood. The physical loading of hickory is 3-4 times greater than for ash.

Die 3-fache Stielverkeilung steht für maximale Sicherheit. OCHSENKOPF Werkzeuge werden statt eines Messerschliffes bewusst mit einem balligen Schliff versehen. Durch diesen Schliff wird eine höhere Standzeit der Schneide erreicht.

Guaranteed quality for your safety

- First-rate professional tools for safe professional work
- Since over 235 years quality tools forged in Germany
- Limited analysis of the steel grade = best possible wear resistance
- Multiple safety wedging of the axe heads
- Certified quality by well-known testing institutes



The uniformly thin blade is hardened virtually up to the eye

Reduced risk of breaking

The thin, springy blade absorbs the bending forces on every impact. This significantly reduces the risk of breaking and correspondingly extends the life.

Low weight

Greater cutting power with less application of force. More ergonomic and efficient working.

Easy re-sharpening

From the cutting edge to the eye, the blade is forged uniformly thin and carefully hardened. If professionally re-sharpened, there is no need to re-harden.

Special steel

The design of this type of axe, with the described advantages, is possible only by using this high-grade special steel. Even at low temperatures, this steel remains viscoplastic, thereby allowing continuous use in extremely cold weather and on all types of hardwood.

— AS AN EXCEPTION —
SPLITTING
INSTEAD OF
MAKING UP










The right choice of tool for wood splitting and felling

At times you have to split things open and drive a wedge in-between. That's what it's all about – particularly in forestry work. Other compensatory qualities are called for in day-to-day matters. However when an OCHSENKOPF axe meets a piece of wood only one winner is possible – and that is the axe.

The most important thing in splitting work is choosing the right tool. This is specially the preserve of body size and strength. Thus, for instance, a well-built, strong user will be far more at home with a heavy axe and long handle than someone who is smaller.

A universal axe can be used for felling, de-branching and wood splitting. If an axe is solely for splitting work, then preference should be given to the splitting axe over the universal axe on account of its wedge-shaped head geometry. A handle protective sleeve not only protects the handle. Head heaviness of the tool is also heightened by the extra 300 g weight.

As wood permeated by branch roots is extremely difficult to split, the best thing here is to use a heavy splitting axe or a splitting hammer.

	Felling and branch-cutting work	Easier splitting work up to Ø 25 cm Length max. 30 mm	Medium-strenuous splitting work Ø 25 – 40 cm Length max. 30 mm	Strenuous splitting work as of Ø 40 cm Length max. 30 mm	Metre-length sections	with wedge (aluminium or plastic)
 ILTIS®-axes	✓✓✓	✗	✗	✗	✗	✗✗
 Universal-axes up to 1250 g	✓✓	✓	✗	✗	✗	✗✗
 SPALT-FIX® 1250g, 50 cm handle	✗	✓✓✓	✓	✗	✗	✗✗
 SPALT-FIX® 1250g, 70 cm handle	✗	✓✓✓	✓✓	✓	✗	✗✗
 SPALT-FIX® 2500g	✗	✓	✓✓✓	✓✓✓	✓✓	✗✗
 Mallet-type axe 2750g	✗	✓	✓✓	✓✓✓	✓✓✓	✓
 Splitting hammer 3 kg	✗	✓	✓✓	✓✓✓	✓✓✓	✓✓✓
 Splitting hammer 3,5 kg	✗	✓	✓✓	✓✓✓	✓✓✓	✓✓
 Recoilless wedge hammer	✗✗	✗✗	✗✗	✗✗	✗✗	✓✓✓ (also for steel wedges)

✓✓✓ optimally suited ✓✓ well suited ✓ suited ✗ not suited ✗✗ must not be used

THE ROTBAND-PLUS SYSTEM

The original: more safety and effectiveness

One would recommend those not particularly versed in the art to use an axe with the patented shaft fastening ROTBAND-PLUS. This system connects shaft protective sleeve, tapered collar, fixing plate and wood screw. This then turns both shaft and head into a unit.

No more work safety is actually possible. The long shaft sleeve made of steel protects the shaft from damage when the target is missed. This guarantees a long service life.



High-grade hickory handle.
Extremely rigid and break-proof

Long handle protective
steel sleeve

Extra large
striking face

ROTBAND-PLUS benefits

Safety system that sets standards: long handle protective steel sleeve, tapered collar, fixing plate and wood screw form the head and shaft into a unit.

Absolutely safe joint between the handle and head. Long life and maximum work safety - even if the axe slips

ROTBAND-PLUS spare handles are available complete with a handle protective steel sleeve, tapered collar, fixing plate and wood screw. With KWF-Profi and VPA GS test seals.



TIPS AND TRICKS

Wood splitting made easy



- 1** Before starting work, always ensure that there is sufficient safety distance from any other persons and objects.
- 2** Wear suitable protective clothing, for example safety glasses and safety shoes.
- 3** A wide, approximately knee-high chopping block placed on a flat surface provides the ideal basis for wood chopping. Place the piece of wood to be split on the chopping block and take the splitting axe in both hands. The right hand holds the end of the handle, while the left hand grips the upper part of the handle just below the axe head (for left handers, the reverse applies).
- 4** Raise the axe and, as you bring the axe down slide the left hand along the handle to the end against your right hand. Often one stroke is enough to split smaller pieces of wood. For large chunks of wood, aluminium wedges can be used as an aid and must be driven in with appropriate tools such as a splitting hammer. Steel wedges must be driven in only with a hard wood or plastic hammer.



It's all a matter of the right care:

The correct care of your tool significantly extends the life. It is therefore important to always store the tool properly.



Storage

Storage in dry air allows the handle to quickly dry out. Storage in conditions which are too damp can cause the wooden handle to swell up, and this permanently damages the fibres in the wooden handle.

When storing the tool for a longer period, apply some oil or grease to the blade to protect it from rust.

Regrinding

Blunt blades can be re-sharpened by regrinding. Always ensure that the tool is kept in a perfect condition.

The cutting edge should be covered by an appropriate blade protector.

Replacement shafts

A dried-out loose-fitting handle is a safety risk and should be immediately exchanged by a new, original spare part.



OX 33-0200
Grindstone

Sales and service

GEDORE Werkzeugfabrik GmbH & Co. KG
Remscheider Straße 149
42899 Remscheid · GERMANY

T +49 2191 596-0
F +49 2191 596-230
info@gedore.com

Sales Germany

T +49 2191 596-900
F +49 2191 596-999

Sales International

T +49 2191 596-910
F +49 2191 596-911

